

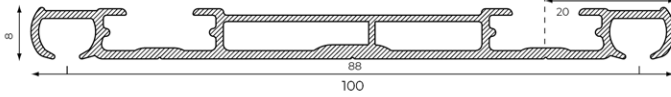
2905



profile

mounting

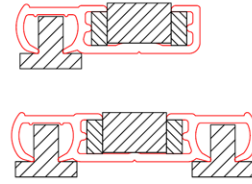
2905
732 gr/m



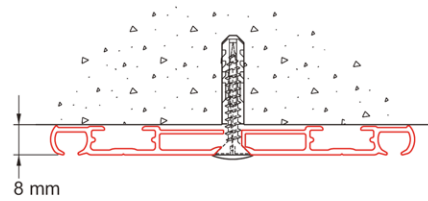
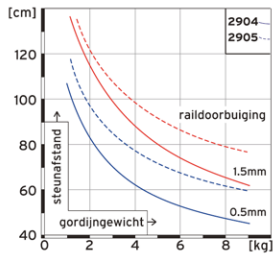
bending

radius cm
R 15 (1015)
R 20 (1015)
R >150 (1018)
R 20 (1015)
R 25 (1015)
R >150 (1018)

filler positions



G-Norm



ceiling mounting of pre-drilled 2905 with 2914-WD screw with white cover cap

Bracket distance according to G-Standard or table below:

	light	medium	heavy	(curtain fabric)
2905	120	100	80	

Application example

Standard distribution of gliders in the 2900-series channels, for example to create overlap in the multi-channel profiles. Average drill hole distances.

